



Standard Operating Procedure (SOP) for Freezer and Refrigerator

Dr. Ragauskas group safety meeting

May 22, 2009



General Rules

- Never store food in any refrigerator or freezer used to store chemicals.
- All items stored are to be appropriately labeled.
- Containers placed in a refrigerator or freezer should be completely sealed or capped and safely positioned/securely placed.
- Do not store the flammable and unstable chemicals in any household freezer and refrigerator.
- Refrigerators and freezers should be cleaned regularly.

Labels

- Using NFPA label.
- Make a secondary container if needs.
(ex. For vials, small tube, etc)

Good case





Location & usage

- 7 freezers, 6 refrigerators and a cold room in 4th and 5th floor.
- Master numbers are marked as:

 RED – Refrigerator, **Blue** – Freezer.
- Lab-Safe freezer & refrigerator:

 for storage of flammable or explosive materials.
- Household freezer & refrigerator:

 for storage of aqueous solutions and nonflammable/ non-explosive materials.

Location & usage- example

Master number



Purpose of use

“Lab-safe refrigerator”
: flammable materials are available

“Household refrigerator”
: flammable materials are unavailable





Location & usage



Freezer

1. **Enzyme, chemicals**
2. **All chemicals/ samples**
3. Wood/pulp/sample only
4. Wood/pulp/sample only *
5. BESC sample only
6. Wood/pulp/sample only *
7. Wood/pulp/sample only *



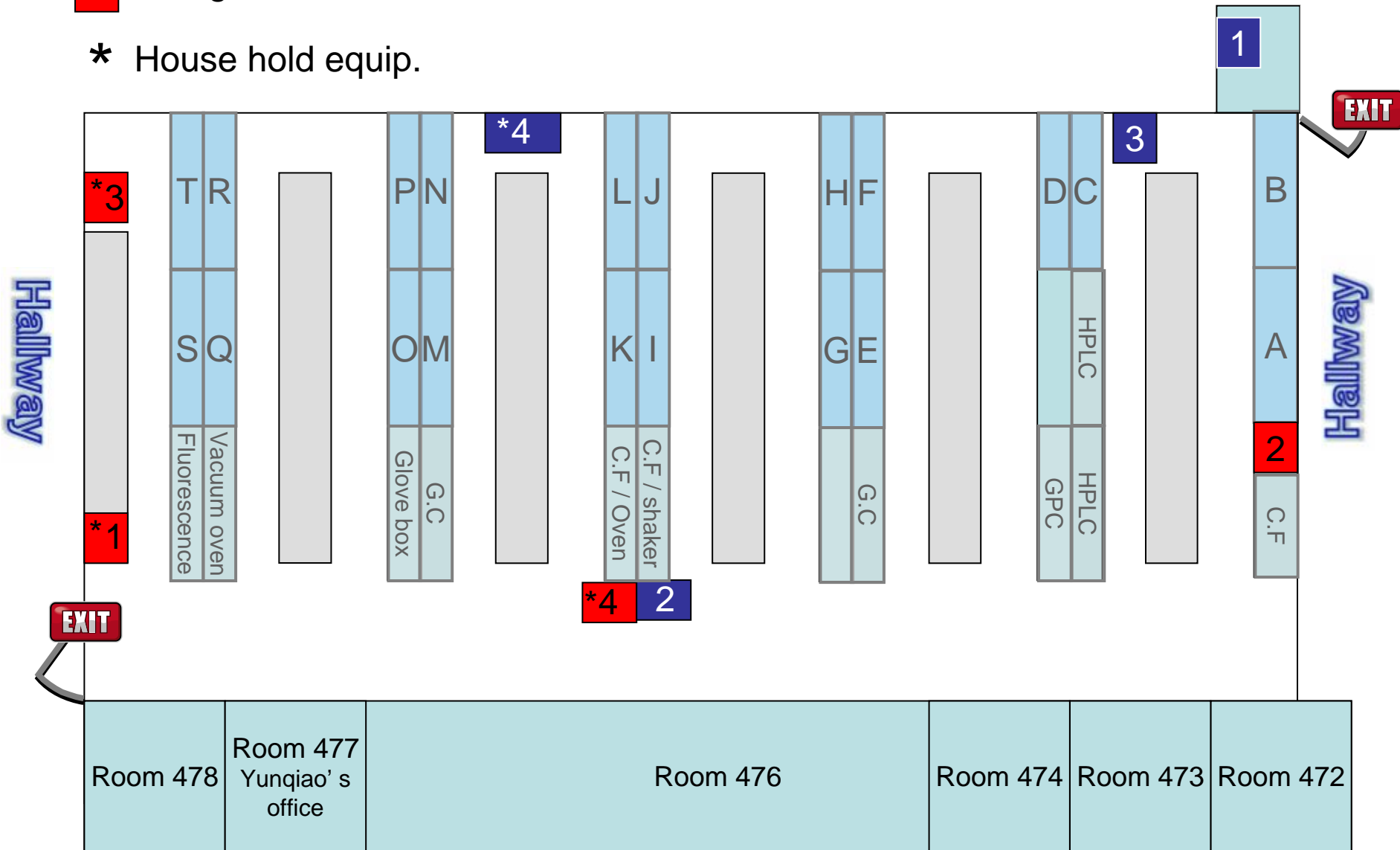
Refrigerator

1. **Chemicals/samples (not flammalbe) ***
2. **All chemicals/samples**
3. Samples only *
4. **Chemicals/samples (not flammalbe) ***
5. NMR sample only
6. Sample only (only left part)
7. Cold room

* : house hold storage

- Freezer
- Refrigerator



* House hold equip.



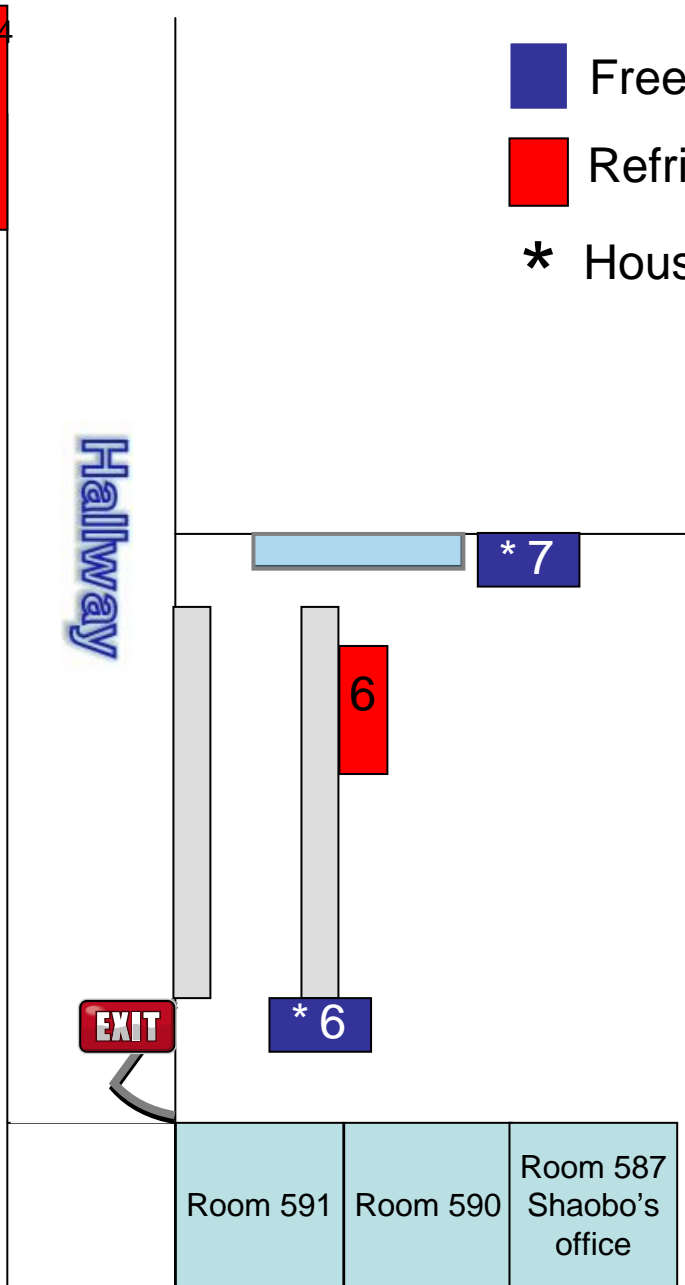
5th floor

4th floor

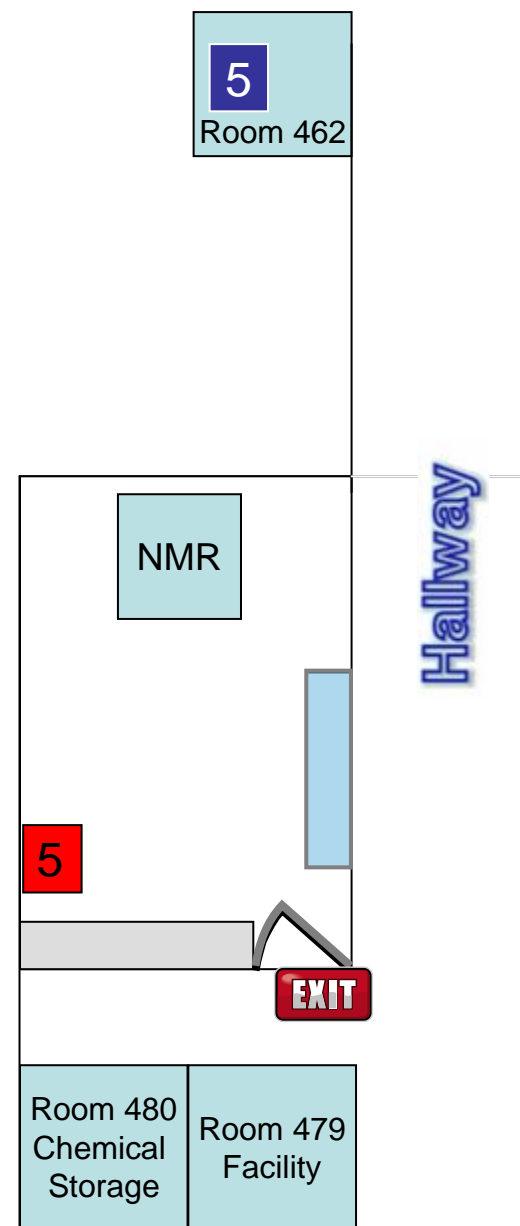
Room 564
7
Cold room

-  Freezer
-  Refrigerator

* House hold equip.



 5
Room 462





The end

